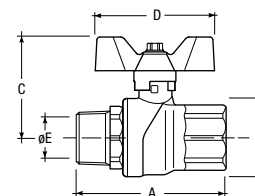


GP 2240
EVOLUTION

Valvola a sfera Maschio-Femmina nichelata, con Farfalla in alluminio verniciata.



A



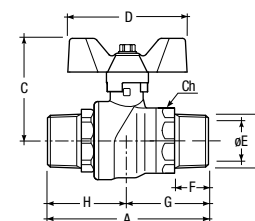
ERC




CODICE	Misura	A mm	øB mm	C mm	D mm	øE mm	gr	PN	Conf. pz/sc	Master pz/sc
VERSIONE BLU										
80004015	1/4"	51	26	42	60	10	140	50	36	144
80004039	3/8"	52	26	42	60	10	140	50	36	144
80004013	1/2"	60	31	46	60	15	180	50	36	144
80004035	3/4"	70	38	49	60	20	290	40	24	96
80004101	1"	83	46	56	65	25	470	30	12	48
80004115	1"1/4	97	57	62	65	32	720	25	8	32
VERSIONE ROSSA										
86004015	1/4"	51	26	42	60	10	140	50	36	144
86004039	3/8"	52	26	42	60	10	140	50	36	144
86004013	1/2"	60	31	46	60	15	180	50	36	144
86004035	3/4"	70	38	49	60	20	290	40	24	96
86004101	1"	83	46	56	65	25	470	30	12	48
86004115	1"1/4	97	57	62	65	32	720	25	8	32
VERSIONE NERA										
81004013	1/2"	60	31	46	60	15	180	50	36	144
81004035	3/4"	70	38	49	60	20	290	40	24	96
81004101	1"	83	46	56	65	25	470	30	12	48
81004115	1"1/4	97	57	62	65	32	720	25	8	32

GP 2240
EVOLUTION

Valvola a sfera Maschio-Maschio nichelata, con Farfalla in alluminio verniciata.



A



ERC



CODICE	Misura	DN mm	A mm	øB mm	C mm	D mm	øE mm	F mm	G mm	H mm	Ch1 mm	gr	PN	Conf. pz/sc	Master pz/sc
VERSIONE BLU															
6041R104	1/2"	15	61	1/2"	14,8	60	15	46	29	32	25	185	50	36	144
6041R105	3/4"	20	71,3	3/4"	16,5	60	20	49,5	34,5	36,8	31	295	40	24	96
6041R106	1"	25	83	1"	19,5	65	25	56	40	43	38	475	30	12	48
VERSIONE ROSSA															
6021R104	1/2"	15	61	1/2"	14,8	60	15	46	29	32	25	185	50	36	144
6021R105	3/4"	20	71,3	3/4"	16,5	60	20	49,5	34,5	36,8	31	295	40	24	96
6021R106	1"	25	83	1"	19,5	65	25	56	40	43	38	475	30	12	48