

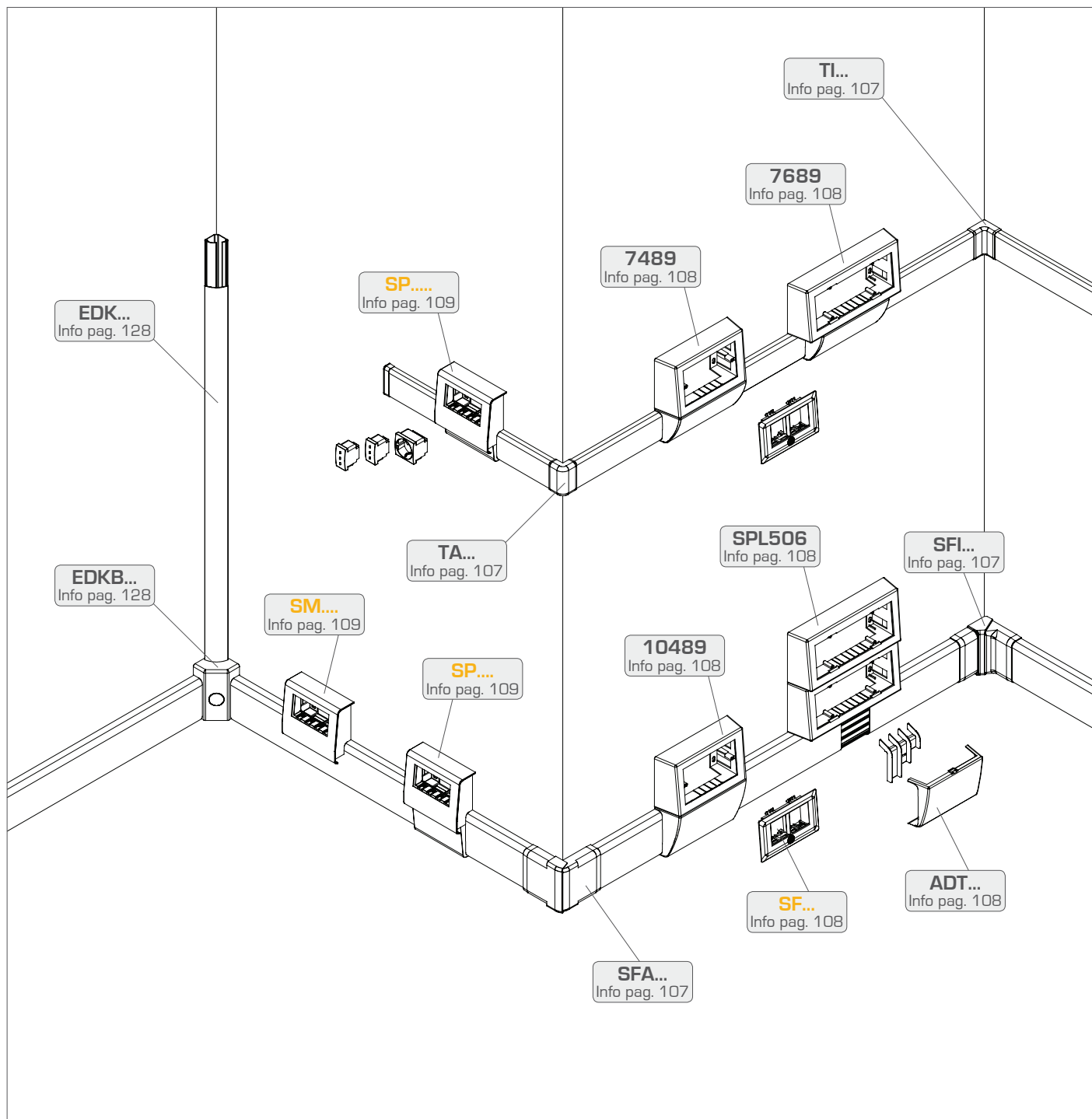
Sistema di canali battiscopa e cornice

Skirting and wall trunkings system



Caratteristiche Tecniche			
<ul style="list-style-type: none"> • Canale in PVC ed accessori in ABS • Canale lunghezza standard 2 metri • Apertura coperchio con attrezzo • Grado infiammabilità secondo UL94: V0 • Resistenza all'urto IK 08 (6J) • Grado di protezione IP40 			
Caratteristiche di Impiego			
<ul style="list-style-type: none"> • Canali porta cavi e porta apparecchi adatti per applicazioni a battiscopa, a parete e soffitto 			
Riferimenti a Norme			
<ul style="list-style-type: none"> • La linea è conforme alla norma CEI EN 50085-2-2 • La linea è conforme alla direttiva RoHS 2002/95/CE 			
Marchi e Certificazioni			
<ul style="list-style-type: none"> • Marchio IMQ riferimento n° EE889 (Battiscopa) n° EE890 (Cornice) • Marcatura CE 			
Colori disponibili			
Bianco Puro RAL9010	Bianco crema RAL9001	Antracite RAL7021	Marrone RAL8014

Technical Features			
<ul style="list-style-type: none"> • Trunking of PVC and accessories of ABS • Trunking standard length 2 meters • Opening cover with tool • Flammability classification according to UL94: V0 • Mechanical protection IK 08 (6J) • Protection degree IP40 			
Use Features			
<ul style="list-style-type: none"> • Cable and distribution trunkings system for skirting, wall and ceiling installations 			
Norms Reference			
<ul style="list-style-type: none"> • The system complied to CEI EN 50085-2-2 • The system complied to RoHS 2002/95/CE instruction 			
Marks and certifications			
<ul style="list-style-type: none"> • Mark IMQ reference n° EE889 (Skirting) n° EE890 (Wall) • Marking CE 			
Available colours			
Pure White RAL9010	Cream White RAL9001	Anthracite RAL7021	Brown RAL8014

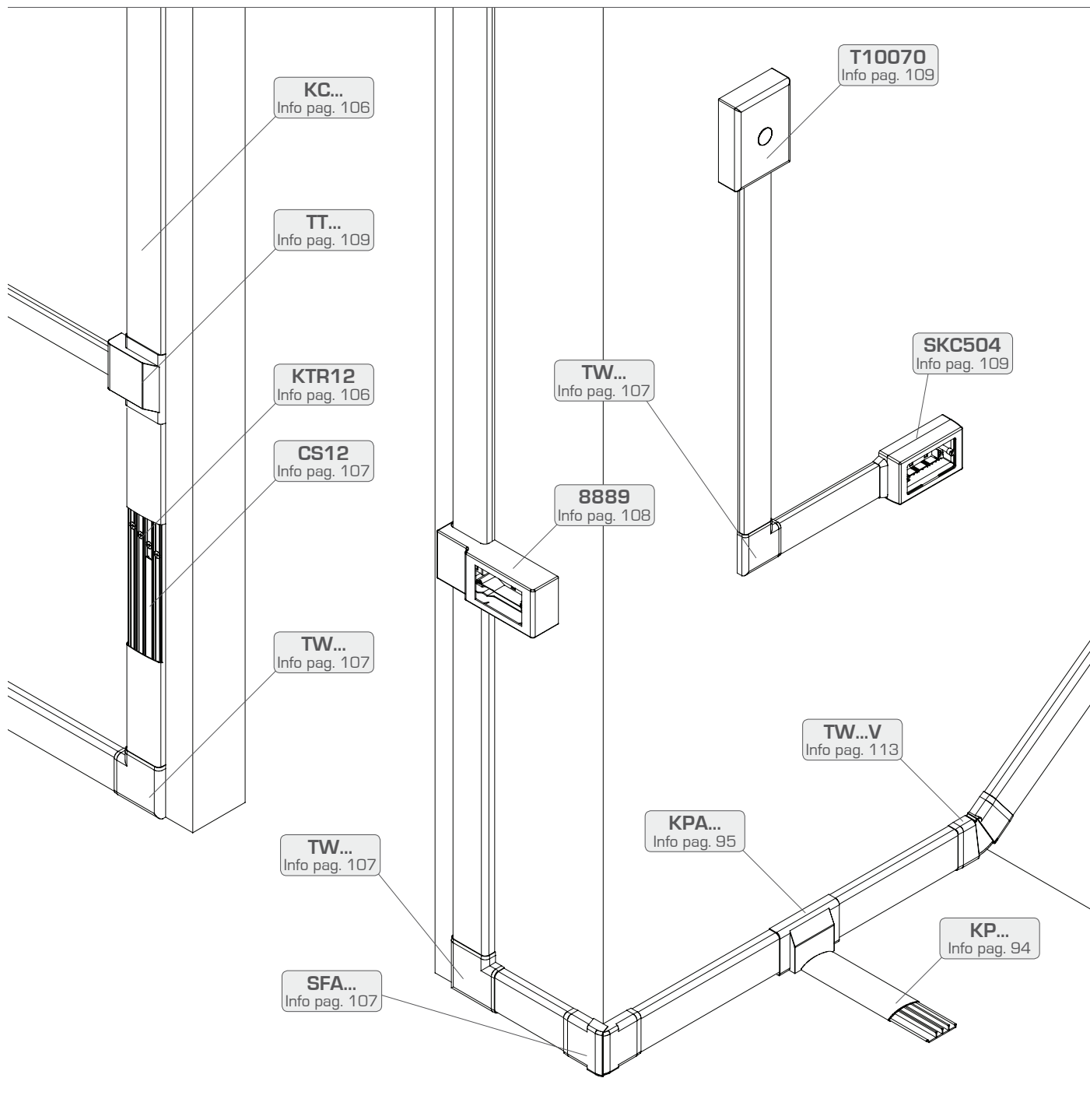


Mostrina autoportante QUICK

La nuova mostrina è utilizzabile:
 per 4 moduli delle linee Living e Light
 (articolo SF504L)
 per 2 moduli 45x45 standard francese
 (articolo SF502-45)

Self-supporting frame QUICK

The new frame is usable:
 for 4 modules of Living and Light line
 (item SF504L)
 for 2 modules 45x45 French standard
 (item SF502-45)



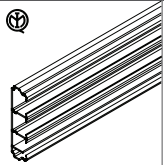
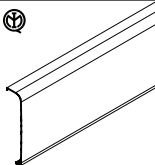
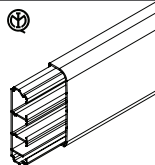

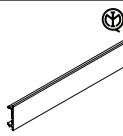





NUOVO articolo
NEW item

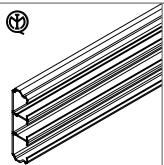
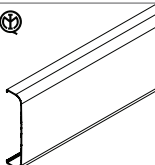
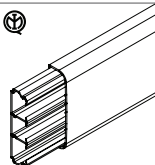

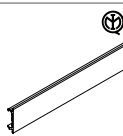




Scatola porta apparecchi MIRROR

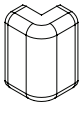

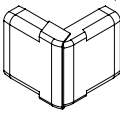
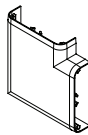
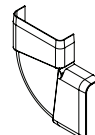
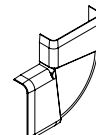

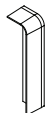
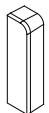
La NUOVA scatola autoportante è utilizzabile con i canali battiscopa e cornice. Per info pagina 109

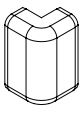
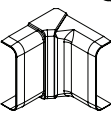
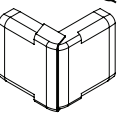
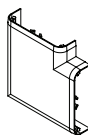
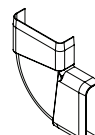

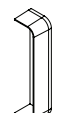
Socket box MIRROR

The NEW self-supporting socket box is usable with skirting and wall trunkings. For info page 109

Canale a battiscopa <i>Skirting trunking</i>								
Sezione <i>Section</i>	Dimensione <i>Dimensions</i>	Scomparti <i>Sections</i>	Base canale <i>Base trunking</i>	Coperchio canale <i>Cover trunking</i>	Canale con coperchio <i>Trunking with cover</i>	Traverse e giunti <i>Cable clamps and joints</i>	Copri scomparto <i>Internal cover</i>	Angolo interno 90° <i>Internal angle 90°</i>
	70x20 mm	3	K72	B72.3 B72.6 B72.2	KB72.3 KB72.5	KTR12 Articolo composto da 64 traverse reggicavo e 6 giunti d'allineamento <i>Item includes 64 cable clamps and 6 alignment joints</i>	CS12	SF170.3 SF170.6
	100x25 mm	4	K103	B103.3 B103.6 B103.2				SF100.3 SF100.6
	100x25 mm	5	K104					
	100x25 mm	4	KL103					

Canale a cornice <i>Wall trunking</i>								
Sezione <i>Section</i>	Dimensione <i>Dimensions</i>	Scomparti <i>Sections</i>	Base canale <i>Base trunking</i>	Coperchio canale <i>Cover trunking</i>	Canale con coperchio <i>Trunking with cover</i>	Traverse e giunti <i>Cable clamps and joints</i>	Copri scomparto <i>Internal cover</i>	Angolo interno 90° <i>Internal angle 90°</i>
	70x20 mm	3	K72	C72.3 C72.6 C72.2	KC72.3 KC72.6 KC72.5	KTR12 Articolo composto da 64 traverse reggicavo e 6 giunti d'allineamento <i>Item includes 64 cable clamps and 6 alignment joints</i>	CS12	T170.3 T170.6
	100x25 mm	4	K103	C103.3 C103.6 C103.2				T1100.3 T1100.6
	100x25 mm	5	K104					

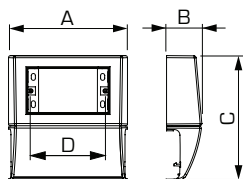
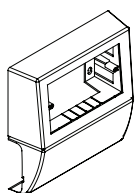
								
Angolo esterno 90° <i>External angle 90°</i>	Angolo interno variabile <i>Internal variable angle</i>	Angolo esterno variabile <i>External variable angle</i>	Curva piana destra-sinistra <i>Flat angle right-left</i>	Curva piana destra variabile <i>Variable flat angle right</i>	Curva piana sinistra variabile <i>Variable flat angle left</i>	Coprigiunzione <i>Cover joint</i>	Terminale destro <i>End piece right</i>	Terminale sinistro <i>End piece left</i>
SFA70.3 SFA70.6	SF170V.3 SF170V.6 SF170V.2 SF170V.5	SFA70V.3 SFA70V.6 SFA70V.2 SFA70V.5	TW70.3 TW70.6 TW70.2 TW70.5	STW70RV.3 STW70RV.6	STW70LV.3 STW70LV.6	TK70.3 TK70.6 TK70.2 TK70.5	SFE70R.3 SFE70R.6 SFE70R.2 SFE70R.5	SFE70L.3 SFE70L.6 SFE70L.2 SFE70L.5
SFA100.3 SFA100.6	SF1100V.3 SF1100V.6 SF1100V.2	SFA100V.3 SFA100V.6 SFA100V.2	TW100.3 TW100.6 TW100.2	STW100RV.3 STW100RV.6	STW100LV.3 STW100LV.6	TK100.3 TK100.6 TK100.2	SFE100R.3 SFE100R.6 SFE100R.2	SFE100L.3 SFE100L.6 SFE100L.2

						
Angolo esterno 90° <i>External angle 90°</i>	Angolo interno variabile <i>Internal variable angle</i>	Angolo esterno variabile <i>External variable angle</i>	Curva piana <i>Flat angle</i>	Curva piana variabile <i>Variable flat angle</i>	Coprigiunzione <i>Cover joint</i>	Terminale <i>End piece</i>
TA70.3 TA70.6	TI70V.3 TI70V.6 TI70V.2 TI70V.5	TA70V.3 TA70V.6 TA70V.2 TA70V.5	TW70.3 TW70.6 TW70.2 TW70.5	TW70V.3 TW70V.6 TW70V.2 TW70V.5	TK70.3 TK70.6 TK70.2 TK70.5	TE70.3 TE70.6 TE70.2 TE70.5
TA100.3 TA100.6	TI100V.3 TI100V.6 TI100V.2	TA100V.3 TA100V.6 TA100V.2	TW100.3 TW100.6	TW100V.3 TW100V.6 TW100V.2	TK100.3 TK100.6 TK100.2	TE100.3 TE100.6 TE100.2

NUOVO articolo
NEW item

Scatola porta apparecchi 4-3 moduli
Socket box 4-3 modules

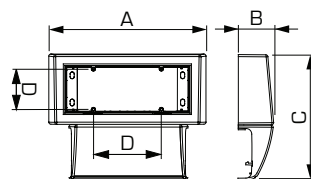
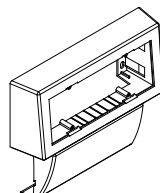
Articolo Item	H mm	A mm	B mm	C mm	D mm
7489	70	175	55	182	108,5 (83,5)
10489	100	175	55	212	108,5 (83,5)



Colori disponibili - Available colours .3 .6

Scatola porta apparecchi 6-7 moduli
Socket box 6-7 modules

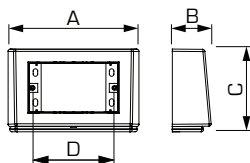
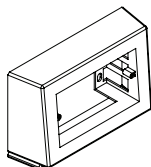
Articolo Item	H mm	A mm	B mm	C mm	D mm
7689	70	235	55	182	60x100
10689	100	235	55	212	60x100



Colori disponibili - Available colours .3 .6

Scatola porta apparecchi 4-3 moduli
Socket box 4-3 modules

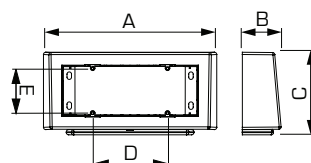
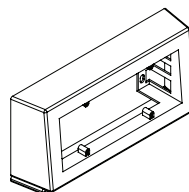
Articolo Item	A mm	B mm	C mm	D mm
SPL504	175	55	110	108,5 (83,5)



Colori disponibili - Available colours .2 .3 .5 .6

Scatola porta apparecchi 6-7 moduli
Socket box 6-7 modules

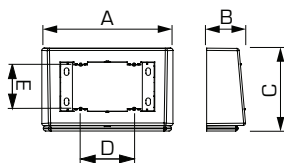
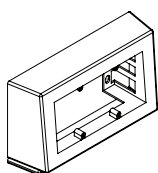
Articolo Item	A mm	B mm	C mm	D mm	E mm
SPL506	235	55	110	100	60



Colori disponibili - Available colours .2 .3 .5 .6

Scatola porta apparecchi 2 mod. standard tedesco
Socket box 2 modules German standard

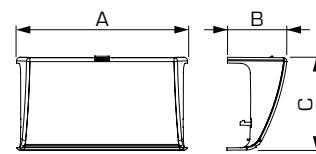
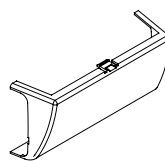
Articolo Item	A mm	B mm	C mm	D mm	E mm
SPL502	175	55	110	71	60



Colori disponibili - Available colours .3 .6

Adattatore per scatole SPL
Adapter for SPL boxes

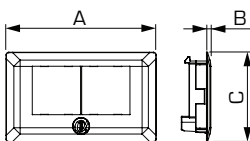
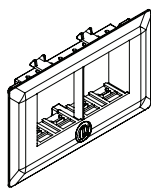
Articolo Item	H mm	A mm	B mm	C mm
ADT72	70	175	55	80
ADT103	100	175	55	111



Colori disponibili - Available colours .2 .3 .5 .6

Mostrina autoportante per SPL504, 7489 e 10489
Self-supporting frame for SPL504, 7489 e 10489

Articolo Item	A mm	B mm	C mm	Tipo moduli Modules type
SF504L	122	54	83	4 mod Living-Light
SF502-45	122	54	83	2 mod 45x45

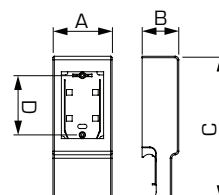
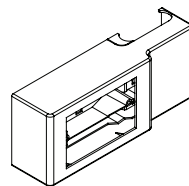


Colori disponibili - Available colours .3 .2 .AL .GR .AR .RS .AZ .VQ

INFO PAG 131

Scatola porta apparecchi 3 moduli
Socket box 3 modules

Articolo Item	H mm	A mm	B mm	C mm	D mm
8889	70	85	52	205	83,5
10889	100	93	51	267	83,5



Colori disponibili - Available colours .2 .3 .6

Scatola autoportante per 4 moduli Living-Light
Self-supporting socket box 4 modules Living-Light

Articolo Item	H mm	A mm	B mm	C mm
SP074L	70	130	50	155
SP104L	100	130	50	185

Colori disponibili - Available colours .2 .3 .6
INFO PAG 130

Scatola autoportante per 4 moduli Living-Light
Self-supporting socket box 4 modules Living-Light

Articolo Item	H mm	A mm	B mm	C mm
SM074L	70	130	50	155
SM104L	100	130	50	185

Con inserti a specchio - With mirror inserts

Colori disponibili - Available colours .2 .3 .6
INFO PAG 130

Scatola autoportante per 2 moduli 45x45
Self-supporting socket box 2 modules 45x45

Articolo Item	H mm	A mm	B mm	C mm
SP072-45	70	130	50	155
SP102-45	100	130	50	185

Colori disponibili - Available colours .3
INFO PAG 130

Scatola autoportante per 2 moduli 45x45
Self-supporting socket box 2 modules 45x45

Articolo Item	H mm	A mm	B mm	C mm
SM072-45	70	130	50	155
SM102-45	100	130	50	185

Con inserti a specchio - With mirror inserts

Colori disponibili - Available colours .3
INFO PAG 130

Scatola porta apparecchi 4 moduli per KC72
Socket box 4 modules for KC72

Articolo Item	A mm	B mm	C mm	D mm
SKC504	159	51	93	108,5

Colori disponibili - Available colours .2 .3 .6

Derivazione a T per canali battiscopa e cornice
T-Joint for skirting and wall trunkings

Articolo Item	H mm	A mm	B mm	C mm
TT70	70	120	30	98
TT100	100	160	38	137

Colori disponibili - Available colours .2 .3 .5 .6

Scatola di derivazione
Derivation box

Articolo Item	Canali Trunkings	A mm	B mm	C mm
S10070	KB - KC	121	43	155
T10070	KC	121	43	160

Colori disponibili - Available colours .2 .3 .5 .6

Adesivo e cesoia professionale
Adhesive and professional shear

Articolo Item	Descrizione Description
AFAST	Adesivo a vulcanizzazione rapida info pag. 237 <i>Super Stick vulcanised quick info page. 237</i>
KTC120	Cesoia per il taglio di canali fino 100 mm <i>Shear for cutting trunkings till 100 mm</i>

NUOVO articolo
NEW item