



SCATOLE DI INFILAGGIO A DUE VIE



Cod. Filetto F Pezzi A mm B mm C mm

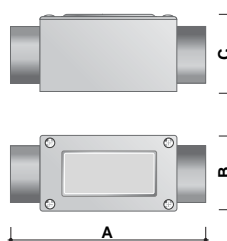
| Cod. | Filetto F | Pezzi | A mm | B mm | C mm |
|----------|-----------|-------|------|------|------|
| 6030-16A | M 16x1,5 | 1 | 118 | 51 | 42 |
| 6030-20 | M 20x1,5 | 1 | 118 | 51 | 42 |
| 6030-25 | M 25x1,5 | 1 | 118 | 51 | 42 |
| 6030-32A | M 32x1,5 | 1 | 140 | 60 | 62 |
| 6030-40 | M 40x1,5 | 1 | 171 | 62 | 71 |
| 6030-50 | M 50x1,5 | 1 | 171 | 62 | 71 |

METRICO

| Cod. | Filetto F | Pezzi | A mm | B mm | C mm |
|----------|-----------|-------|------|------|------|
| 6030-16N | 3/8" | 1 | 118 | 51 | 42 |
| 6030-12N | 1/2" | 1 | 118 | 51 | 42 |
| 6030-34 | 3/4" | 1 | 118 | 51 | 42 |
| 6030-1 | 1" | 1 | 146 | 45 | 57 |
| 6030-114 | 1"1/4 | 1 | 171 | 62 | 71 |
| 6030-112 | 1"1/2 | 1 | 171 | 62 | 71 |
| 6030-2 | 2" | 1 | 204 | 76 | 83 |
| 6030-212 | 2"1/2 | 1 | 257 | 107 | 122 |
| 6030-03 | 3" | 1 | 257 | 107 | 122 |
| 6030-4 | 4" | 1 | 314 | 133 | 148 |

GAS

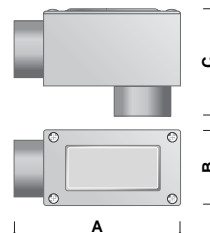
A due vie diritte
Two way direct



| Cod. | Filetto F | Pezzi | A mm | B mm | C mm |
|----------|-----------|-------|------|------|------|
| 603B-12 | 1/2" | 1 | 117 | 40 | 65 |
| 603B-34 | 3/4" | 1 | 117 | 40 | 65 |
| 603B-01 | 1" | 1 | 137 | 45 | 78 |
| 603B-114 | 1"1/4 | 1 | 163 | 62 | 89 |
| 603B-112 | 1"1/2 | 1 | 163 | 62 | 89 |
| 603B-02 | 2" | 1 | 190 | 76 | 108 |
| 603B-212 | 2"1/2 | 1 | 238 | 107 | 150 |
| 603B-03 | 3" | 1 | 238 | 107 | 150 |
| 603B-04 | 4" | 1 | 300 | 133 | 185 |

GAS

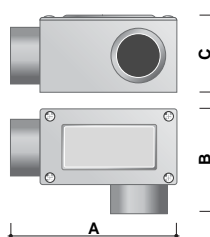
A due vie una verso il basso
Two way one downwards



| Cod. | Filetto F | Pezzi | A mm | B mm | C mm |
|----------|-----------|-------|------|------|------|
| 603D-12 | 1/2" | 1 | 117 | 51 | 48 |
| 603D-34 | 3/4" | 1 | 117 | 51 | 48 |
| 603D-01 | 1" | 1 | 137 | 61 | 57 |
| 603D-114 | 1"1/4 | 1 | 163 | 76 | 71 |
| 603D-112 | 1"1/2 | 1 | 163 | 76 | 71 |
| 603D-02 | 2" | 1 | 190 | 94 | 83 |
| 603D-212 | 2"1/2 | 1 | 238 | 135 | 122 |
| 603D-03 | 3" | 1 | 238 | 135 | 122 |
| 603D-04 | 4" | 1 | 300 | 162 | 148 |

GAS

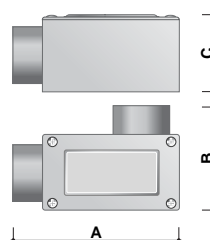
A due vie a "L" destre
Two way right-hand "L"s



| Cod. | Filetto F | Pezzi | A mm | B mm | C mm |
|----------|-----------|-------|------|------|------|
| 603S-12 | 1/2" | 1 | 117 | 53 | 48 |
| 603S-34 | 3/4" | 1 | 117 | 53 | 48 |
| 603S-01 | 1" | 1 | 137 | 63 | 57 |
| 603S-114 | 1"1/4 | 1 | 163 | 78 | 71 |
| 603S-112 | 1"1/2 | 1 | 163 | 78 | 71 |
| 603S-02 | 2" | 1 | 190 | 96 | 83 |
| 603S-212 | 2"1/2 | 1 | 238 | 138 | 122 |
| 603S-03 | 3" | 1 | 238 | 138 | 122 |
| 603S-04 | 4" | 1 | 300 | 166 | 148 |

GAS

A due vie a "L" sinistre
Two way left-hand "L"s

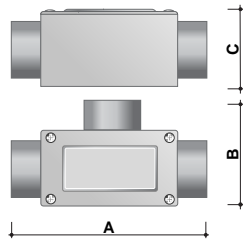




SCATOLE DI INFILAGGIO A TRE VIE



A "T" standard
Standard "T" type



Cod. Filetto F Pezzi A mm B mm C mm

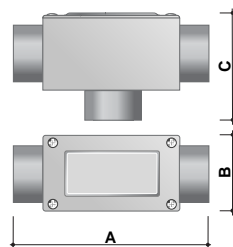
| Cod. | Filetto F | Pezzi | A mm | B mm | C mm |
|----------|-----------|-------|------|------|------|
| 6330-16A | M 16x1,5 | 1 | 118 | 67 | 42 |
| 6330-20 | M 20x1,5 | 1 | 118 | 67 | 42 |
| 6330-25 | M 25x1,5 | 1 | 118 | 67 | 42 |
| 6330-32A | M 32x1,5 | 1 | 146 | 63 | 57 |
| 6330-40 | M 40x1,5 | 1 | 171 | 78 | 71 |
| 6330-50 | M 50x1,5 | 1 | 171 | 78 | 71 |

METRICO

| Cod. | Filetto F | Pezzi | A mm | B mm | C mm |
|----------|-----------|-------|------|------|------|
| 6330-16 | 3/8" | 1 | 118 | 67 | 42 |
| 6330-12 | 1/2" | 1 | 118 | 67 | 42 |
| 6330-34 | 3/4" | 1 | 118 | 67 | 42 |
| 6330-1 | 1" | 1 | 146 | 63 | 57 |
| 6330-114 | 1"1/4 | 1 | 171 | 78 | 71 |
| 6330-112 | 1"1/2 | 1 | 171 | 78 | 71 |
| 6330-2 | 2" | 1 | 204 | 96 | 83 |
| 6330-212 | 2"1/2 | 1 | 257 | 138 | 122 |
| 6330-3 | 3" | 1 | 257 | 138 | 122 |
| 6330-4 | 4" | 1 | 314 | 166 | 148 |

GAS

A "T" con una sul fondo
"T" type with one on the base



| Cod. | Filetto F | Pezzi | A mm | B mm | C mm |
|----------|-----------|-------|------|------|------|
| 633B-12 | 1/2" | 1 | 123 | 40 | 65 |
| 633B-34 | 3/4" | 1 | 123 | 40 | 65 |
| 633B-01 | 1" | 1 | 146 | 45 | 78 |
| 633B-114 | 1"1/4 | 1 | 171 | 62 | 89 |
| 633B-112 | 1"1/2 | 1 | 171 | 62 | 89 |
| 633B-02 | 2" | 1 | 204 | 76 | 108 |
| 633B-212 | 2"1/2 | 1 | 257 | 107 | 150 |
| 633B-03 | 3" | 1 | 257 | 107 | 150 |
| 633B-04 | 4" | 1 | 314 | 133 | 185 |

GAS

SCATOLE DI INFILAGGIO
COD. 6030 - 6330 - 6430 - 603D - 603S - 603V - 603B - 633B

CLASSIFICAZIONE:

Grado di protezione del sistema: IP 55
Proprietà elettriche: Continuità elettrica garantita

SETTORI DI IMPIEGO:

Industriale in genere. Per applicazioni particolari specificare l'impiego all'ordine.

CARATTERISTICHE:

Scatole di infilaggio pressofuse in lega di alluminio UNI EN 1706 (ex UNI 4514) con imbrocchi filettati. Vengono prodotte a due, tre e quattro vie, con imbrocchi in asse o perpendicolari, per meglio assecondare le esigenze di installazione.

I coperchi sono avvolgenti e le guarnizioni piane assicurano una tenuta stagna IP55. I coperchi vengono forniti in lega di alluminio pressofuso o lamiera di alluminio stampato a seconda dell'articolo richiesto.

Le viti di fissaggio del coperchio e di messa a terra sono prodotte in acciaio zincato, a richiesta possono essere fornite in acciaio inox AISI 304.

Per una corretta esecuzione dell'impianto elettrico, le scatole di infilaggio andrebbero installate ogni 4 tratte rettilinee di tubo, per evitare rischi di danneggiamento dell'isolamento durante l'infilaggio dei cavi.

Le filettature proposte sono: Metrico ISO in conformità con le norme CEI EN 60423 e GAS cilindrico UNI ISO 228

FEEDER BOXES

PART Nos. 6030 - 6330 - 6430 - 603D - 603S - 603V - 603B - 633B

CLASSIFICATION:

System protection rating: IP55
Electrical properties: Electrical continuity guaranteed

AREAS OF APPLICATION:

General industrial. For applications particular to specify the employment in phase of order

CHARACTERISTICS:

UNI EN 1706 (ex UNI 4514) die cast aluminium alloy feeder boxes with threaded mouthpieces. Produced with two, three or four paths, with mouthpieces that are vertical or perpendicular to cope with the different kinds of installation requirements. The wrap-around lids and surface seals guarantee IP55 water tightness. They are supplied in die cast aluminium alloy or moulded sheet aluminium depending on the item ordered.

The screws for securing the lid as well as the grounding screws are made of galvanized steel, but can also be supplied in AISI 304 stainless on request.

For the electrical system to operate correctly, the feeding boxes should be installed every 4 straight lengths of piping, which will avoid the possibility of the isolation being damaged whilst the cables are being fed through.

Suggested threads are: ISO metric in compliance with CEI EN 60423 and UNI ISO 228 GAS cylindrical.



Cod. Filetto F Pezzi A mm B mm C mm

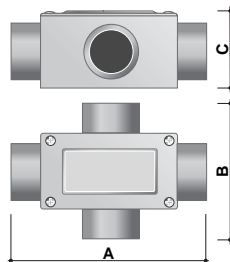


| Cod. | Filetto F | Pezzi | A mm | B mm | C mm |
|----------|------------|-------|------|------|------|
| 6430-16A | M 16 x 1,5 | 1 | 118 | 83 | 42 |
| 6430-20 | M 20 x 1,5 | 1 | 118 | 83 | 42 |
| 6430-25 | M 25 x 1,5 | 1 | 118 | 83 | 42 |
| 6430-32A | M 32 x 1,5 | 1 | 146 | 81 | 57 |
| 6430-40 | M 40 x 1,5 | 1 | 171 | 96 | 71 |
| 6430-50 | M 50 x 1,5 | 1 | 171 | 96 | 71 |

METRICO

| | | | | | |
|----------|-------|---|-----|-----|-----|
| 6430-16 | 3/8" | 1 | 118 | 83 | 42 |
| 6430-12 | 1/2" | 1 | 118 | 83 | 42 |
| 6430-34 | 3/4" | 1 | 118 | 83 | 42 |
| 6430-1 | 1" | 1 | 146 | 81 | 57 |
| 6430-114 | 1"1/4 | 1 | 171 | 96 | 71 |
| 6430-112 | 1"1/2 | 1 | 171 | 96 | 71 |
| 6430-2 | 2" | 1 | 204 | 118 | 83 |
| 6430-212 | 2"1/2 | 1 | 257 | 164 | 122 |
| 6430-3 | 3" | 1 | 257 | 164 | 122 |
| 6430-4 | 4" | 1 | 314 | 196 | 148 |

GAS



| | | | | | |
|----------|-------|---|-----|-----|-----|
| 603V-12 | 1/2" | 1 | 130 | 64 | 44 |
| 603V-34 | 3/4" | 1 | 130 | 64 | 44 |
| 603V-01 | 1" | 1 | 148 | 73 | 50 |
| 603V-112 | 1"1/2 | 1 | 182 | 103 | 71 |
| 603V-02 | 2" | 1 | 211 | 118 | 83 |
| 603V-212 | 2"1/2 | 1 | 310 | 156 | 115 |

GAS

