

LKM TONDO / ROUND

Codice
Code

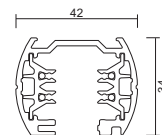
Lunghezza (mm)
Length (mm)




Binario LKM trifase tondo
LKM 3-phase track round

7501-10	1000
7501-20	2000
7501-30	3000
7501-40	4000

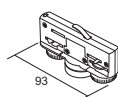
230V/440V-16A



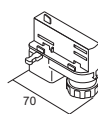
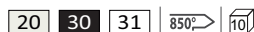
30	31	42
Nero Black	Bianco White	Anodizzato naturale Satin silver



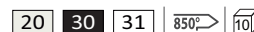
ADATTATORI / ADAPTERS



Adattatore elettromeccanico 6A, portata 10kg
Electro/mechanical adapter 6A, load 10kg
7600-00



Adattatore elettromeccanico 6A, portata 5kg
Electro/mechanical adapter 6A, load 5kg
7601-00-W



ACCESSORI / ACCESSORIES

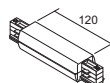
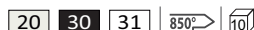
Alimentazione destra
Right live-end

7602-10-W



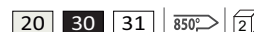
Alimentazione sinistra
Left live-end

7602-11-W



Alimentazione centrale e giunto lineare
Central connector and straight joint

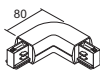
7603-10-W



ACCESSORI LKM TONDO / ROUND LKM ACCESSORIES

Giunto L interno
Inside L joint

7605-10-W



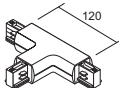
Giunto L esterno
Outside L joint

7605-11-W

20 30 31 | 850° > | 4

Giunto T destro
Right T joint

7621-10-W



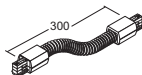
Giunto T sinistro
Left T joint

7621-11-W

20 30 31 | 850° > | 2

Giunto flessibile
Flexible joint

7610-10-W



20 30 31 | 850° > | 2

Giunto lineare senza contatti
Mechanical straight joint

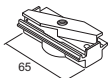
7619-10-W



30 31 | 850° > | 6

Adattatore meccanico
Mechanical adapter

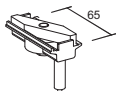
7625-00



30 31 52 | 850° > | 10

Adattatore meccanico con bloccacavo
Mechanical adapter with automatic locking

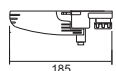
7618-00



30 31 52 | 850° > | 10

Adattatore c/ trasf. elettronico 50W con jack femmina
per spot bassa tensione
Adapter with electronic transformer 50W with female jack for
low voltage spot

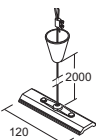
7601-11



30 31 | 850° > | 2

Kit sospensione c/ cavo acciaio mm 2000 e piattina
mm 120
Suspension kit w/ steel wire mm 2000 and plate mm 120

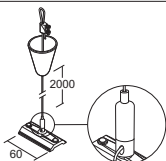
7606-05



30 31 | 850° > | 10

Kit sospensione c/ cavo acciaio mm 2000, piattina
mm 60 e bloccacavo automatico
Suspension kit w/ steel wire mm 2000, mm 60 plate and automatic
locking device

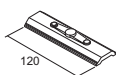
7606-06



30 31 | 850° > | 10

Piattina mm 120
Plate mm 120

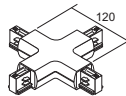
7606-04-00



50

Giunto X
X joint

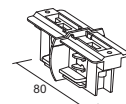
7622-10-W



20 30 31 | 850° > | 2

Giunto lineare con contatti e blocco
Electrical straight joint and with stop

7604T-10-W



30 31 | 850° > | 6

Raccordo per adattatore elettromeccanico M10X1
Nut for electro/mechanical adapter M10X1

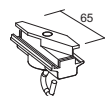
7609-00-00



850° > | 10

Adattatore meccanico con gancio
Mechanical adapter with hook

7617-00



30 31 52 | 850° > | 10

Kit attacco soffitto
Ceiling kit

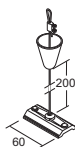
7607-00-00



850° > | 10

Kit sospensione c/ cavo acciaio mm 2000 e piattina
mm 60
Suspension kit w/ steel wire mm 2000 and mm 60 plate

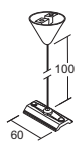
7606-00



30 31 | 850° > | 10

Kit sospensione c/ tige mm 1000 e rosone traslucido
Suspension kit with pipe mm 1000 and translucent ceiling base

7626-00-00



850° > | 4

Terminale di chiusura
Dead end

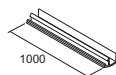
7623-00-W



20 30 31 | 850° > | 10

Copertura binario mm 1000
Track cover mm 1000

7624-00



30 31 | 850° > | 10

20
Metal
Silver

30
Nero
Black

31
Bianco
White

52
Metal
Silver