

Elementi rettilinei altezza 50 mm

Tabella di scelta

ELEMENTI RETTILINEI SMALTATI BLU GAMMA-P

Lunghezza	Sezione (mm)	Basi	
		Chiuse lisce	Chiuse imbutite
3 metri	50x50	31C3B050Z 3400 20	
	100x50	31C3B100Z 3400 21	
	150x50	31C3B150Z 3400 22	
	200x50	31C3B200Z 3400 23	
	300x50	31C3B300Z 3400 24	
	400x50		31K3B400Z 3400 78
	500x50		31K3B500Z 3400 79
	600x50		31K3B600Z 3400 80
2 metri	50x50	31C2B050Z 3400 10	
	100x50	31C2B100Z 3400 11	
	150x50	31C2B150Z 3400 12	
	200x50	31C2B200Z 3400 13	
	300x50	31C2B300Z 3400 14	
1 metro	50x50	31C1B050Z 3400 00	
	100x50	31C1B100Z 3400 01	
	150x50	31C1B150Z 3400 02	
	200x50	31C1B200Z 3400 03	
	300x50	31C1B300Z 3400 04	
0,5 metri	50x50	31C8B050Z 3400 34	
	100x50	31C8B100Z 3400 35	
	150x50	31C8B150Z 3400 36	
	200x50	31C8B200Z 3400 37	
	300x50	31C8B300Z 3400 38	

ELEMENTI RETTILINEI ZINCATI A CALDO DOPO LAVORAZIONE**




3 metri	50x50	31C3B050C 3420 20	
	100x50		31K3B100C 3420 74
	150x50		31K3B150C 3420 75
	200x50		31K3B200C 3420 76
	300x50		31K3B300C 3420 77
	400x50		31K3B400C 3420 78
	500x50		31K3B500C 3420 79
	600x50		31K3B600C 3420 80

*senza imbutitura

** Coperchi forniti senza bozze di terra

Legenda finiture: Z=Acciaio zincato sendzimir - G=Acciaio smaltato blu Gamma-P - C=Acciaio zincato a caldo dopo lavorazione - F=Acciaio smaltato grigio RAL 7035

ELEMENTI RETTILINEI ZINCATI SENDZIMIR

Basi		Lunghezza	Coperchi	
Forate imbutite			Lisci	Imbutiti
		3 metri		
31F3B050Z*	3400 52		31L39050Z	3401 69
31F3B100Z	3400 53		31L39100Z	3401 71
31F3B150Z	3400 54		31L39150Z	3401 72
31F3B200Z	3400 55		31L39200Z	3401 73
31F3B300Z	3400 56		31L39300Z	3401 74
31F3B400Z	3400 57			31I39400Z 3401 54
31F3B500Z	3400 58			31I39500Z 3401 55
31F3B600Z	3400 59		31I39600Z 3401 56	
		2 metri	31L29050Z	3401 63
			31L29100Z	3401 65
			31L29150Z	3401 66
			31L29200Z	3401 67
			31L29300Z	3401 68
		1 metro	31L19050Z	3401 57
			31L19100Z	3401 58
			31L19150Z	3401 59
			31L19200Z	3401 60
			31L19300Z	3401 61
		0,5 metri	31L89050Z	3401 75
			31L89100Z	3401 77
			31L89150Z	3401 78
			31L89200Z	3401 79
			31L89300Z	3401 80

ELEMENTI RETTILINEI ZINCATI A CALDO DOPO LAVORAZIONE**

31F3B050C*	3420 52	3 metri	31L39050C	3421 69	
31F3B100C	3420 53		31L39100C	3421 71	
31F3B150C	3420 54		31L39150C	3421 72	
31F3B200C	3420 55				31I39200C 3421 52
31F3B300C	3420 56				31I39300C 3421 53
31F3B400C	3420 57				31I39400C 3421 54
31F3B500C	3420 58				31I39500C 3421 55
31F3B600C	3420 59				31I39600C 3421 56

Elementi rettilinei altezza 50 mm

Tabella di scelta

ELEMENTI RETTILINEI SMALTATI BLU GAMMA-P

Lunghezza	Sezione (mm)	Basi	
		Chiuse lisce	Chiuse imbutite
3 metri	50x50	31C3B050G 3440 20	
	100x50	31C3B100G 3440 21	
	150x50	31C3B150G 3440 22	
	200x50	31C3B200G 3440 23	
	300x50	31C3B300G 3440 24	
	400x50		31K3B400G 3440 78
	500x50		31K3B500G 3440 79
	600x50		31K3B600G 3440 80
2 metri	50x50	31C2B050G 3440 10	
	100x50	31C2B100G 3440 11	
	150x50	31C2B150G 3440 12	
	200x50	31C2B200G 3440 13	
	300x50	31C2B300G 3440 14	
1 metro	50x50	31C1B050G 3440 00	
	100x50	31C1B100G 3440 01	
	150x50	31C1B150G 3440 02	
	200x50	31C1B200G 3440 03	
	300x50	31C1B300G 3440 04	
0,5 metri	50x50	31C8B050G 3440 34	
	100x50	31C8B100G 3440 35	
	150x50	31C8B150G 3440 36	
	200x50	31C8B200G 3440 37	
	300x50	31C8B300G 3440 38	

*senza imbutitura


**Kit di messa a terra
31X99X999**




Pag. 114


**Clip di fissaggio
coperchi 31X99X999**

Pag. 114

Legenda finiture: Z=Acciaio zincato sendzimir - G=Acciaio smaltato blu Gamma-P - C=Acciaio zincato a caldo dopo lavorazione - F=Acciaio smaltato grigio RAL 7035

ELEMENTI RETTILINEI SMALTATI BLU GAMMA-P

Basi		Lunghezza	Coperchi			
Forate imbutite			Lisci	Imbutiti		
		<p>3 metri</p>				
31F3B050G*	3440 52		31L39050G	3441 69		
31F3B100G	3440 53		31L39100G	3441 71		
31F3B150G	3440 54		31L39150G	3441 72		
31F3B200G	3440 55		31L39200G	3441 73		
31F3B300G	3440 56		31L39300G	3441 74		
31F3B400G	3440 57				31I39400G	3441 54
31F3B500G	3440 58				31I39500G	3441 55
31F3B600G	3440 59				31I39600G	3441 56
			<p>2 metri</p>	31L29050G	3441 64	
				31L29100G	3441 65	
				31L29150G	3441 66	
				31L29200G	3441 67	
				31L29300G	3441 68	
			<p>1 metro</p>	31L19050G	3441 57	
				31L19100G	3441 58	
				31L19150G	3441 59	
				31L19200G	3441 60	
				31L19300G	3441 61	
			<p>0,5 metri</p>	31L89050G	3441 75	
				31L89100G	3441 77	
				31L89150G	3441 78	
				31L89200G	3441 79	
				31L89300G	3441 80	



Bullone testa tonda con quadro sottotesta 03V1M610Z

Pag. 114












Cerniera 31X99X999












Pag. 114

Accessori completi di coperchio altezza 50 mm

Tabella di scelta










CURVE										
	Piane 90°	Piane 45°	In salita 90°	In salita 45°	In salita 30°	In discesa 90°	In discesa 45°	In discesa 30°	In discesa a S	
Sezione (mm)										
	Pag. 78	Pag. 80	Pag. 82	Pag. 84	Pag. 84	Pag. 86	Pag. 88	Pag. 88	Pag. 104	
50x50	31AIB050Z 3403 31 31AIB050C 3423 31 31AIB050G 3443 31	31AJB050Z 3403 61 31AJB050C 3423 61 31AJB050G 3443 61	31AMB050Z 3404 17 31AMB050C 3424 17 31AMB050G 3444 17		31AEB050Z 3402 22 31AEB050C 3422 22 31AEB050G 3442 22	31APB050Z 3404 76 31APB050C 3424 76 31APB050G 3444 76		31ARB050Z 3405 27 31ARB050C 3425 27 31ARB050G 3445 27	31AAB050Z 3402 00 31AAB050C 3422 00 31AAB050G 3442 00	
100x50	31AIB100Z 3403 32 31AIB100C 3423 32 31AIB100G 3443 32	31AJB100Z 3403 62 31AJB100C 3423 62 31AJB100G 3443 62	31AMB100Z 3404 18 31AMB100C 3424 18 31AMB100G 3444 18	31ANB100Z 3404 47 31ANB100C 3424 47 31ANB100G 3444 47		31APB100Z 3404 77 31APB100C 3424 77 31APB100G 3444 77	31AQB100Z 3405 06 31AQB100C 3425 06 31AQB100G 3445 06			
150x50	31AIB150Z 3403 33 31AIB150C 3423 33 31AIB150G 3443 33	31AJB150Z 3403 63 31AJB150C 3423 63 31AJB150G 3443 63	31AMB150Z 3404 19 31AMB150C 3424 19 31AMB150G 3444 19	31ANB150Z 3404 48 31ANB150C 3424 48 31ANB150G 3444 48		31APB150Z 3404 78 31APB150C 3424 78 31APB150G 3444 78	31AQB150Z 3405 07 31AQB150C 3425 07 31AQB150G 3445 07			
200x50	31AIB200Z 3403 34 31AIB200C 3423 34 31AIB200G 3443 34	31AJB200Z 3403 64 31AJB200C 3423 64 31AJB200G 3443 64	31AMB200Z 3404 20 31AMB200C 3424 20 31AMB200G 3444 20	31ANB200Z 3404 49 31ANB200C 3424 49 31ANB200G 3444 49		31APB200Z 3404 79 31APB200C 3424 79 31APB200G 3444 79	31AQB200Z 3405 08 31AQB200C 3425 08 31AQB200G 3445 08			
300x50	31AIB300Z 3403 35 31AIB300C 3423 35 31AIB300G 3443 35	31AJB300Z 3403 65 31AJB300C 3423 65 31AJB300G 3443 65	31AMB300Z 3404 21 31AMB300C 3424 21 31AMB300G 3444 21	31ANB300Z 3404 50 31ANB300C 3424 50 31ANB300G 3444 50		31APB300Z 3404 80 31APB300C 3424 80 31APB300G 3444 80	31AQB300Z 3405 09 31AQB300C 3425 09 31AQB300G 3445 09			
400x50	31AIB400Z 3403 36 31AIB400C 3423 36 31AIB400G 3443 36	31AJB400Z 3403 66 31AJB400C 3423 66 31AJB400G 3443 66	31AMB400Z 3404 22 31AMB400C 3424 22 31AMB400G 3444 22	31ANB400Z 3404 51 31ANB400C 3424 51 31ANB400G 3444 51		31APB400Z 3404 81 31APB400C 3424 81 31APB400G 3444 81	31AQB400Z 3405 10 31AQB400C 3425 10 31AQB400G 3445 10			
500x50	31AIB500Z 3403 37 31AIB500C 3423 37 31AIB500G 3443 37	31AJB500Z 3403 67 31AJB500C 3423 67 31AJB500G 3443 67	31AMB500Z 3404 23 31AMB500C 3424 23 31AMB500G 3444 23	31ANB500Z 3404 52 31ANB500C 3424 52 31ANB500G 3444 52		31APB500Z 3404 82 31APB500C 3424 82 31APB500G 3444 82	31AQB500Z 3405 11 31AQB500C 3425 11 31AQB500G 3445 11			
600x50	31AIB600Z 3403 38 31AIB600C 3423 38 31AIB600G 3443 38	31AJB600Z 3403 68 31AJB600C 3423 68 31AJB600G 3443 68	31AMB600Z 3404 24 31AMB600C 3424 24 31AMB600G 3444 24	31ANB600Z 3404 53 31ANB600C 3424 53 31ANB600G 3444 53		31APB600Z 3404 83 31APB600C 3424 83 31APB600G 3444 83	31AQB600Z 3405 12 31AQB600C 3425 12 31AQB600G 3445 12			

Legenda finiture: Z=Acciaio zincato sendzimir - G=Acciaio smaltato blu Gamma-P - C=Acciaio zincato a caldo dopo lavorazione - F=Acciaio smaltato grigio RAL 7035

CURVE CON VARIAZIONE DI PIANO					DERIVAZIONI				INCROCI	
In salita destra	In salita sinistra	In discesa destra	In discesa sinistra	Verticali a 90°	Piane a T	Verticali a T in discesa	Verticali a T in discesa con V/P	Verticali a T in salita con V/P	Piani	Verticali con variazione di piano
										
Pag. 97	Pag. 96	Pag. 95	Pag. 94	Pag. 102	Pag. 90	Pag. 98	Pag. 99	Pag. 100	Pag. 92	Pag. 101
31AGB050Z 3402 50	31AFB050Z 3402 28	31AZB050Z 3407 06	31AYB050Z 3406 84	31AUB050Z 3406 18	31ASB050Z 3405 41	31AWB050Z 3406 40	31AXB050Z 3406 62		31ATB050Z 3405 96	
31AGB050C 3422 50	31AFB050C 3422 28	31AZB050C 3427 06	31AYB050C 3426 84	31AUB050C 3426 18	31ASB050C 3425 41	31AWB050C 3426 40	31AXB050C 3426 62		31ATB050C 3425 96	
31AGB050G 3442 50	31AFB050G 3442 28	31AZB050G 3447 06	31AYB050G 3446 84	31AUB050G 3446 18	31ASB050G 3445 41	31AWB050G 3446 40	31AXB050G 3446 62		31ATB050G 3445 96	
31AGB100Z 3402 51	31AFB100Z 3402 29	31AZB100Z 3407 07	31AYB100Z 3406 85		31ASB100Z 3405 42	31AWB100Z 3406 41	31AXB100Z 3406 63	31ADB100Z 3402 01	31ATB100Z 3405 97	31AKB100Z 3403 83
31AGB100C 3422 51	31AFB100C 3422 29	31AZB100C 3427 07	31AYB100C 3426 85		31ASB100C 3425 42	31AWB100C 3426 41	31AXB100C 3426 63	31ADB100C 3422 01	31ATB100C 3425 97	31AKB100C 3423 83
31AGB100G 3442 51	31AFB100G 3442 29	31AZB100G 3447 07	31AYB100G 3446 85		31ASB100G 3445 42	31AWB100G 3446 41	31AXB100G 3446 63	31ADB100G 3442 01	31ATB100G 3445 97	31AKB100G 3443 83
31AGB150Z 3402 52	31AFB150Z 3402 30	31AZB150Z 3403 08	31AYB150Z 3406 86		31ASB150Z 3405 43	31AWB150Z 3406 42	31AXB150Z 3406 64	31ADB150Z 3402 02	31ATB150Z 3405 98	31AKB150Z 3403 84
31AGB150C 3422 52	31AFB150C 3422 30	31AZB150C 3427 08	31AYB150C 3426 86		31ASB150C 3425 43	31AWB150C 3426 42	31AXB150C 3426 64	31ADB150C 3422 02	31ATB150C 3425 98	31AKB150C 3423 84
31AGB150G 3442 52	31AFB150G 3442 30	31AZB150G 3447 08	31AYB150G 3446 86		31ASB150G 3445 43	31AWB150G 3446 42	31AXB150G 3446 64	31ADB150G 3442 02	31ATB150G 3445 98	31AKB150G 3443 84
31AGB200Z 3402 53	31AFB200Z 3402 31	31AZB200Z 3407 09	31AYB200Z 3406 87		31ASB200Z 3405 44	31AWB200Z 3406 43	31AXB200Z 3406 65	31ADB200Z 3402 03	31ATB200Z 3405 99	31AKB200Z 3403 85
31AGB200C 3422 53	31AFB200C 3422 31	31AZB200C 3427 09	31AYB200C 3426 87		31ASB200C 3425 44	31AWB200C 3426 43	31AXB200C 3426 65	31ADB200C 3422 03	31ATB200C 3425 99	31AKB200C 3423 85
31AGB200G 3442 53	31AFB200G 3442 31	31AZB200G 3447 09	31AYB200G 3446 87		31ASB200G 3445 44	31AWB200G 3446 43	31AXB200G 3446 65	31ADB200G 3442 03	31ATB200G 3445 99	31AKB200G 3443 85
31AGB300Z 3402 54	31AFB300Z 3402 32	31AZB300Z 3427 10	31AYB300Z 3406 88		31ASB300Z 3405 45	31AWB300Z 3406 44	31AXB300Z 3406 66	31ADB300Z 3402 04	31ATB300Z 3406 00	31AKB300Z 3403 86
31AGB300C 3422 54	31AFB300C 3422 32	31AZB300C 3447 10	31AYB300C 3426 88		31ASB300C 3425 45	31AWB300C 3426 44	31AXB300C 3426 66	31ADB300C 3422 04	31ATB300C 3426 00	31AKB300C 3423 86
31AGB300G 3442 54	31AFB300G 3442 32	31AZB300G 3407 10	31AYB300G 3446 88		31ASB300G 3445 45	31AWB300G 3446 44	31AXB300G 3446 66	31ADB300G 3442 04	31ATB300G 3446 00	31AKB300G 3443 86
31AGB400Z 3402 55	31AFB400Z 3402 33	31AZB400Z 3407 11	31AYB400Z 3406 89		31ASB400Z 3405 46	31AWB400Z 3406 45	31AXB400Z 3406 67	31ADB400Z 3402 05	31ATB400Z 3406 01	31AKB400Z 3403 87
31AGB400C 3422 55	31AFB400C 3422 33	31AZB400C 3427 11	31AYB400C 3426 89		31ASB400C 3425 46	31AWB400C 3426 45	31AXB400C 3426 67	31ADB400C 3422 05	31ATB400C 3426 01	31AKB400C 3423 87
31AGB400G 3442 55	31AFB400G 3442 33	31AZB400G 3447 11	31AYB400G 3446 89		31ASB400G 3445 46	31AWB400G 3446 45	31AXB400G 3446 67	31ADB400G 3442 05	31ATB400G 3446 01	31AKB400G 3443 87
31AGB500Z 3402 56	31AFB500Z 3402 34	31AZB500Z 3407 12	31AYB500Z 3406 90		31ASB500Z 3405 47	31AWB500Z 3406 46	31AXB500Z 3406 68	31ADB500Z 3402 06	31ATB500Z 3406 02	31AKB500Z 3403 88
31AGB500C 3422 56	31AFB500C 3422 34	31AZB500C 3427 12	31AYB500C 3426 90		31ASB500C 3425 47	31AWB500C 3426 46	31AXB500C 3426 68	31ADB500C 3422 06	31ATB500C 3426 02	31AKB500C 3423 88
31AGB500G 3442 56	31AFB500G 3442 34	31AZB500G 3447 12	31AYB500G 3446 90		31ASB500G 3445 47	31AWB500G 3446 46	31AXB500G 3446 68	31ADB500G 3442 06	31ATB500G 3446 02	31AKB500G 3443 88
31AGB600Z 3402 57	31AFB600Z 3402 35	31AZB600Z 3407 13	31AYB600Z 3406 91		31ASB600Z 3405 48	31AWB600Z 3406 47	31AXB600Z 3406 69	31ADB600Z 3402 07	31ATB600Z 3406 03	31AKB600Z 3403 89
31AGB600C 3422 57	31AFB600C 3422 35	31AZB600C 3427 13	31AYB600C 3426 91		31ASB600C 3425 48	31AWB600C 3426 47	31AXB600C 3426 69	31ADB600C 3422 07	31ATB600C 3426 03	31AKB600C 3423 89
31AGB600G 3442 57	31AFB600G 3442 35	31AZB600G 3447 13	31AYB600G 3446 91		31ASB600G 3445 48	31AWB600G 3446 47	31AXB600G 3446 69	31ADB600G 3442 07	31ATB600G 3446 03	31AKB600G 3443 89

Accessori solo base altezza 50 mm

Tabella di scelta

Sezione (mm)	CURVE								DERIVAZIONI
	Piane 90°  Pag. 79	Piane 45°  Pag. 81	In salita 90°  Pag. 83	In salita 45°  Pag. 85	In salita 30°  Pag. 85	In discesa 90°  Pag. 87	In discesa 45°  Pag. 89	In discesa 30°  Pag. 89	Piane a T  Pag. 91
50x50	31BIB050Z 3409 14 31BIB050C 3429 14 31BIB050G 3449 14	31BJB050Z 3409 44 31BJB050C 3429 44 31BJB050G 3449 44	31BMB050Z 3409 79 31BMB050C 3429 79 31BMB050G 3449 79		31BEB050Z 3409 00 31BEB050C 3429 00 31BEB050G 3449 00	31BPB050Z 3410 38 31BPB050C 3430 38 31BPB050G 3450 38		31BRB050Z 3405 27 31BRB050C 3425 27 31BRB050G 3445 27	31BSB050Z 3411 03 31BSB050C 3431 03 31BSB050G 3451 03
100x50	31BIB100Z 3409 15 31BIB100C 3429 15 31BIB100G 3449 15	31BJB100Z 3409 45 31BJB100C 3429 45 31BJB100G 3449 45	31BMB100Z 3409 80 31BMB100C 3429 80 31BMB100G 3449 80	31BNB100Z 3410 09 31BNB100C 3430 09 31BNB100G 3450 09		31BPB100Z 3410 39 31BPB100C 3430 39 31BPB100G 3450 39	31BQB100Z 3410 68 31BQB100C 3430 68 31BQB100G 3450 68		31BSB100Z 3411 04 31BSB100C 3431 04 31BSB100G 3451 04
150x50	31BIB150Z 3409 16 31AIB150C 3429 16 31BIB150G 3449 16	31BJB150Z 3409 46 31BJB150C 3429 46 31BJB150G 3449 46	31BMB150Z 3409 81 31BMB150C 3429 81 31BMB150G 3449 81	31BNB150Z 3410 10 31BNB150C 3430 10 31BNB150G 3450 10		31BPB150Z 3410 40 31BPB150C 3430 40 31BPB150G 3450 40	31BQB150Z 3410 69 31BQB150C 3430 69 31BQB150G 3450 69		31BSB150Z 3411 05 31BSB150C 3431 05 31BSB150G 3451 05
200x50	31BIB200Z 3409 17 31BIB200C 3429 17 31BIB200G 3449 17	31BJB200Z 3409 47 31BJB200C 3429 47 31BJB200G 3449 47	31BMB200Z 3409 82 31BMB200C 3429 82 31BMB200G 3449 82	31BNB200Z 3410 11 31BNB200C 3430 11 31BNB200G 3450 11		31BPB200Z 3410 41 31BPB200C 3430 41 31BPB200G 3450 41	31BQB200Z 3410 70 31BQB200C 3430 70 31BQB200G 3450 70		31BSB200Z 3411 06 31BSB200C 3431 06 31BSB200G 3451 06
300x50	31BIB300Z 3409 18 31BIB300C 3429 18 31BIB300G 3449 18	31BJB300Z 3409 48 31BJB300C 3429 48 31BJB300G 3449 48	31BMB300Z 3409 83 31BMB300C 3429 83 31BMB300G 3449 83	31BNB300Z 3410 12 31BNB300C 3430 12 31BNB300G 3450 12		31BPB300Z 3410 42 31BPB300C 3430 42 31BPB300G 3450 42	31BQB300Z 3410 71 31BQB300C 3430 71 31BQB300G 3450 71		31BSB300Z 3411 07 31BSB300C 3431 07 31BSB300G 3451 07
400x50	31BIB400Z 3409 19 31BIB400C 3429 19 31BIB400G 3449 19	31BJB400Z 3409 49 31BJB400C 3429 49 31BJB400G 3449 49	31BMB400Z 3409 84 31BMB400C 3429 84 31BMB400G 3449 84	31BNB400Z 3410 13 31BNB400C 3430 13 31BNB400G 3450 13		31BPB400Z 3410 43 31BPB400C 3430 43 31BPB400G 3450 43	31BQB400Z 3410 72 31BQB400C 3430 72 31BQB400G 3450 72		31BSB400Z 3411 08 31BSB400C 3431 08 31BSB400G 3451 08
500x50	31BIB500Z 3409 20 31BIB500C 3429 20 31BIB500G 3449 20	31BJB500Z 3409 50 31BJB500C 3429 50 31BJB500G 3449 50	31BMB500Z 3409 85 31BMB500C 3429 85 31BMB500G 3449 85	31BNB500Z 3410 14 31BNB500C 3430 14 31BNB500G 3450 14		31BPB500Z 3410 44 31BPB500C 3430 44 31BPB500G 3450 44	31BQB500Z 3410 73 31BQB500C 3430 73 31BQB500G 3450 73		31BSB500Z 3411 09 31BSB500C 3431 09 31BSB500G 3451 09
600x50	31BIB600Z 3409 21 31BIB600C 3429 21 31BIB600G 3449 21	31BJB600Z 3409 51 31BJB600C 3429 51 31BJB600G 3449 51	31BMB600Z 3409 86 31BMB600C 3429 86 31BMB600G 3449 86	31BNB600Z 3410 15 31BNB600C 3430 15 31BNB600G 3450 15		31BPB600Z 3410 45 31BPB600C 3430 45 31BPB600G 3450 45	31BQB600Z 3410 74 31BQB600C 3430 74 31BQB600G 3450 74		31BSB600Z 3411 10 31BSB600C 3431 10 31BSB600G 3451 10

Legenda finiture: Z=Acciaio zincato sendzimir - G=Acciaio smaltato blu Gamma-P - C=Acciaio zincato a caldo dopo lavorazione - F=Acciaio smaltato grigio RAL 7035

INCROCI	
<p>Piani</p>  <p>Pag. 93</p>	
<p>31BTB050Z 3411 33</p> <p>31BTB050C 3431 33</p> <p>31BTB050G 3451 33</p>	
<p>31BTB100Z 3411 34</p> <p>31BTB100C 3431 34</p> <p>31BTB100G 3451 34</p>	
<p>31BTB150Z 3411 35</p> <p>31BTB150C 3431 35</p> <p>31BTB150G 3451 35</p>	
<p>31BTB200Z 3411 36</p> <p>31BTB200C 3431 36</p> <p>31BTB200G 3451 36</p>	
<p>31BTB300Z 3411 37</p> <p>31BTB300C 3431 37</p> <p>31BTB300G 3451 37</p>	
<p>31BTB400Z 3411 38</p> <p>31BTB400C 3431 38</p> <p>31BTB400G 3451 38</p>	
<p>31BTB500Z 3411 39</p> <p>31BTB500C 3431 39</p> <p>31BTB500G 3451 39</p>	
<p>31BTB600Z 3411 40</p> <p>31BTB600C 3431 40</p> <p>31BTB600G 3451 40</p>	



Elementi di riduzione

Pag. 102



Derivazioni laterali a T

Pag. 103



Riduzioni di altezza

Pag. 104



Giunti

Pag. 106



Fasce IP 44

Pag. 109



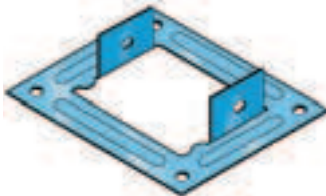
Separatori

Pag. 111



Testate di chiusura

Pag. 111



Flange

Pag. 112



Piastre di allineamento

Pag. 113