

Elementi rettilinei altezza 75 mm Inox

Tabella di scelta

ELEMENTI RETTILINEI IN ACCIAIO INOX

Lunghezza	Sezione (mm)	Basi	
		Chiuse lisce	Chiuse imbutite
3 metri	75x75*	31C3C075X 3463 00	
		31C3C075L 3466 00	
	100x75	31C3C100X 3463 01	
		31C3C100L 3466 01	
	150x75	31C3C150X 3463 02	
		31C3C150L 3466 02	
200x75	31C3C200X 3463 03		
	31C3C200L 3466 03		
300x75	31C3C300X 3463 04		
	31C3C300L 3466 04		
400x75		31K3C400X 3463 11	
			31K3C400L 3463 11

Legenda finiture: X=Acciaio inox AISI 304 - L=Acciaio inox AISI 316L (gestione su commessa richiedere minimo d'ordine)

SERIE P31 INOX

P31 è anche in acciaio inossidabile AISI 304 o, su richiesta, AISI 316L.
P31 inox unisce tutti i vantaggi della Serie standard con la grande resistenza alle atmosfere corrosive.



ELEMENTI RETTILINEI IN ACCIAIO INOX

Basi		Lunghezza	Coperchi	
Forate imbutite			Lisci	Imbutiti
	31F3C075X 3463 05 31F3C075L 3466 05	3 metri	31L39075X 3463 13 31L39075L 3466 13	
	31F3C100X 3463 06 31F3C100L 3466 06		31L39100X 3463 14 31L39100L 3466 14	
	31F3C150X 3463 07 31F3C150L 3466 07		31L39150X 3463 15 31L39150L 3466 15	
	31F3C200X 3463 08 31F3C200L 3466 08		31L39200X 3463 16 31L39200L 3466 16	
	31F3C300X 3463 09 31F3C300L 3466 09		31L39300X 3463 17 31L39300L 3466 17	
	31F3C400X 3463 10 31F3C400L 3466 10			

* fornite senza imbutitura

**Kit di messa a terra
31X99X999**

Pag. 260

**Clip di fissaggio
coperchi 31X99X999**








Pag. 260

**Bullone testa tonda
con quadro sottotesta
03V1M610L**









Pag. 260

Accessori completi di coperchio altezza 75 mm Inox

Tabella di scelta







Sezione (mm)	CURVE							In salita destra
	Piane 90°	Piane 45°	In salita 90°	In salita 45°	In discesa 90°	In discesa 45°		
	 Pag. 245	 Pag. 246	 Pag. 247	 Pag. 248	 Pag. 249	 Pag. 250	 Pag. 254	
75x75	31AIC075X 3463 36	31AJC075X 3463 42	31AMC075X 3463 48	31ANC075X 3463 54	31APC075X 3463 60	31AQC075X 3463 66	31AGC075X 3463 30	
	31AIC075L 3466 36	31AJC075L 3466 42	31AMC075L 3466 48	31ANC075L 3466 54	31APC075L 3466 60	31AQC075L 3466 66	31AGC075L 3466 30	
100x75	31AIC100X 3463 37	31AJC100X 3463 43	31AMC100X 3463 49	31ANC100X 3463 55	31APC100X 3463 61	31AQC100X 3463 67	31AGC100X 3463 31	
	31AIC100L 3466 37	31AJC100L 3466 43	31AMC100L 3466 49	31ANC100L 3466 55	31APC100L 3466 61	31AQC100L 3466 67	31AGC100L 3466 31	
150x75	31AIC150X 3463 38	31AJC150X 3463 44	31AMC150X 3463 50	31ANC150X 3463 56	31APC150X 3463 62	31AQC150X 3463 68	31AGC150X 3463 32	
	31AIC150L 3466 38	31AJC150L 3466 44	31AMC150L 3466 50	31ANC150L 3466 56	31APC150L 3466 62	31AQC150L 3466 68	31AGC150L 3466 32	
200x75	31AIC200X 3463 39	31AJC200X 3463 45	31AMC200X 3463 51	31ANC200X 3463 57	31APC200X 3463 63	31AQC200X 3463 69	31AGC200X 3463 33	
	31AIC200L 3466 39	31AJC200L 3466 45	31AMC200L 3466 51	31ANC200L 3466 57	31APC200L 3466 63	31AQC200L 3466 69	31AGC200L 3466 33	
300x75	31AIC300X 3463 40	31AJC300X 3463 46	31AMC300X 3463 52	31ANC300X 3463 58	31APC300X 3463 64	31AQC300X 3463 70	31AGC300X 3463 34	
	31AIC300L 3466 40	31AJC300L 3466 46	31AMC300L 3466 52	31ANC300L 3466 58	31APC300L 3466 64	31AQC300L 3466 70	31AGC300L 3466 34	
400x75	31AIC400X 3463 41	31AJC400X 3463 47	31AMC400X 3463 53	31ANC400X 3463 59	31APC400X 3463 65	31AQC400X 3463 71	31AGC400X 3463 35	
	31AIC400L 3466 41	31AJC400L 3466 47	31AMC400L 3466 53	31ANC400L 3466 59	31APC400L 3466 65	31AQC400L 3466 71	31AGC400L 3466 35	

Legenda finiture: X=Acciaio inox AISI 304 - L=Acciaio inox AISI 316L (gestione su commessa richiedere minimo d'ordine)



CON VARIAZIONE DI PIANO			DERIVAZIONI				INCROCI	
In salita sinistra	In discesa destra	In discesa sinistra	Piane a T	Verticali a T in discesa	Verticali a T in discesa con V/P	Verticali a T in salita con V/P	Piani	
 Pag. 254	 Pag. 253	 Pag. 253	 Pag. 251	 Pag. 255	 Pag. 255	 Pag. 256	 Pag. 252	
31AFC075X 3463 24	31AZC075X 3464 02	31AYC075X 3463 96	31ASC075X 3463 72	31AWC075X 3463 84	31AXC075X 3463 90	31ADC075X 3463 18	31ATC075X 3463 78	
31AFC075L 3466 24	31AZC075L 3467 02	31AYC075L 3466 96	31ASC075L 3466 72	31AWC075L 3466 84	31AXC075L 3466 90	31ADC075L 3466 18	31ATC075L 3466 78	
31AFC100X 3463 25	31AZC100X 3464 03	31AYC100X 3463 97	31ASC100X 3463 73	31AWC100X 3463 85	31AXC100X 3463 91	31ADC100X 3463 19	31ATC100X 3463 79	
31AFC100L 3466 25	31AZC100L 3467 03	31AYC100L 3466 97	31ASC100L 3466 73	31AWC100L 3466 85	31AXC100L 3466 91	31ADC100L 3466 19	31ATC100L 3466 79	
31AFC150X 3463 26	31AZC150X 3464 04	31AYC150X 3463 98	31ASC150X 3463 74	31AWC150X 3463 86	31AXC150X 3463 92	31ADC150X 3463 20	31ATC150X 3463 80	
31AFC150L 3466 26	31AZC150L 3467 04	31AYC150L 3466 98	31ASC150L 3466 74	31AWC150L 3466 86	31AXC150L 3466 92	31ADC150L 3466 20	31ATC150L 3466 80	
31AFC200X 3463 27	31AZC200X 3464 05	31AYC200X 3463 99	31ASC200X 3463 75	31AWC200X 3463 87	31AXC200X 3463 93	31ADC200X 3463 21	31ATC200X 3463 81	
31AFC200L 3466 27	31AZC200L 3467 05	31AYC200L 3466 99	31ASC200L 3466 75	31AWC200L 3466 87	31AXC200L 3466 93	31ADC200L 3466 21	31ATC200L 3466 81	
31AFC300X 3463 28	31AZC300X 3464 06	31AYC300X 3464 00	31ASC300X 3463 76	31AWC300X 3463 88	31AXC300X 3463 94	31ADC300X 3463 22	31ATC300X 3463 82	
31AFC300L 3466 28	31AZC300L 3467 06	31AYC300L 3467 00	31ASC300L 3466 76	31AWC300L 3466 88	31AXC300L 3466 94	31ADC300L 3466 22	31ATC300L 3466 82	
31AFC400X 3463 29	31AZC400X 3464 07	31AYC400X 3464 01	31ASC400X 3463 77	31AWC400X 3463 89	31AXC400X 3463 95	31ADC400X 3463 23	31ATC400X 3463 83	
31AFC400L 3466 29	31AZC400L 3467 07	31AYC400L 3467 01	31ASC400L 3466 77	31AWC400L 3466 89	31AXC400L 3466 95	31ADC400L 3466 23	31ATC400L 3466 83	

Accessori solo base altezza 75 mm Inox

Tabella di scelta

CURVE							
Sezione (mm)	Piane 90°  Pag. 245	Piane 45°  Pag. 246	In salita 90°  Pag. 247	In salita 45°  Pag. 248	In discesa 90°  Pag. 249	In discesa 45°  Pag. 250	
75x75	31BIC075X 3464 08	31BJC075X 3464 14	31BMC075X 3464 20	31BNC075X 3464 26	31BPC075X 3464 32	31BQC075X 3464 38	
	31BIC075L 3467 08	31BJC075L 3467 14	31BMC075L 3467 20	31BNC075L 3467 26	31BPC075L 3467 32	31BQC075L 3467 38	
100x75	31BIC100X 3464 09	31BJC100X 3464 15	31BMC100X 3464 21	31BNC100X 3464 27	31BPC100X 3464 33	31BQC100X 3464 39	
	31BIC100L 3467 09	31BJC100L 3467 15	31BMC100L 3467 21	31BNC100L 3467 27	31BPC100L 3467 33	31BQC100L 3467 39	
150x75	31BIC150X 3464 10	31BJC150X 3464 16	31BMC150X 3464 22	31BNC150X 3464 28	31BPC150X 3464 34	31BQC150X 3464 40	
	31BIC150L 3467 10	31BJC150L 3467 16	31BMC150L 3467 22	31BNC150L 3467 28	31BPC150L 3467 34	31BQC150L 3467 40	
200x75	31BIC200X 3464 11	31BJC200X 3464 17	31BMC200X 3464 23	31BNC200X 3464 29	31BPC200X 3464 35	31BQC200X 3464 41	
	31BIC200L 3467 11	31BJC200L 3467 17	31BMC200L 3467 23	31BNC200L 3467 29	31BPC200L 3467 35	31BQC200L 3467 41	
300x75	31BIC300X 3464 12	31BJC300X 3464 18	31BMC300X 3464 24	31BNC300X 3464 30	31BPC300X 3464 36	31BQC300X 3464 42	
	31BIC300L 3467 12	31BJC300L 3467 18	31BMC300L 3467 24	31BNC300L 3467 30	31BPC300L 3467 36	31BQC300L 3467 42	
400x75	31BIC400X 3464 13	31BJC400X 3464 19	31BMC400X 3464 25	31BNC400X 3464 31	31BPC400X 3464 37	31BQC400X 3464 43	
	31BIC400L 3467 13	31BJC400L 3467 19	31BMC400L 3467 25	31BNC400L 3467 31	31BPC400L 3467 37	31BQC400L 3467 43	

Legenda finiture: X=Acciaio inox AISI 304 - L=Acciaio inox AISI 316L (gestione su commessa richiedere minimo d'ordine)

	DERIVAZIONI	INCROCI
	<p>Piane a T</p>  <p>Pag. 251</p>	<p>Piani</p>  <p>Pag. 252</p>
	<p>31BSC075X 3464 44</p> <p>31BSC075L 3467 44</p>	<p>31BTC075X 3464 50</p> <p>31BTC075L 3467 50</p>
	<p>31BSC100X 3464 45</p> <p>31BSC100L 3467 45</p>	<p>31BTC100X 3464 51</p> <p>31BTC100L 3467 51</p>
	<p>31BSC150X 3464 46</p> <p>31BSC150L 3467 46</p>	<p>31BTC150X 3464 52</p> <p>31BTC150L 3467 52</p>
	<p>31BSC200X 3464 47</p> <p>31BSC200L 3467 47</p>	<p>31BTC200X 3464 53</p> <p>31BTC200L 3467 53</p>
	<p>31BSC300X 3464 48</p> <p>31BSC300L 3467 48</p>	<p>31BTC300X 3464 54</p> <p>31BTC300L 3467 54</p>
	<p>31BSC400X 3464 49</p> <p>31BSC400L 3467 49</p>	<p>31BTC400X 3464 55</p> <p>31BTC400L 3467 55</p>



Elementi di inversione

Pag. 258




Riduttori

Pag. 257



Giunti

Pag. 258



Separatori

Pag. 260



Testate di chiusura

Pag. 260