


Style 22011 LED CG-S

Safety luminaire and escape sign luminaire



Style 22011 LED CG-S

- Single-sided escape sign luminaire from high quality, UV-resistant, halogen-free plastic with LED-technology
- Modular constructed luminaire series permits combination with various fixing modules
- Large selection of screenprinted pictogram covers with simple snap mounting
- Exit signs with high luminance of > 500 cd/m² (white area) and good uniformity, in accordance with standards (silk-screened pictograms)
- Special LED optical arrangement for efficient illumination of escape routes, suitable for mounting heights up to 6 m, maximum distance from luminaire to luminaire: > 16 m from 3 m mounting height and > 20 m from 4.5 m mounting height
- Minimum service requirement due to high service life of the LEDs (up to 50,000 hours)
- Simple mounting via quick mounting set (can be pre-assembled) with integrated terminal block for through-wiring
- Also suitable for use refitting existing installations with Style quick mounting set
- Optionally available IP54 set (for electronic and light source) for increased sealing requirements for indoor rooms or for canopied outdoor areas
- Shortened inspection effort due to CEWA GUARD technology
- Automatic function monitoring of up to 20 luminaires per circuit
- Reduced installation expenditures by STAR technology
- Freely programmable mixed operation of the switching modes per luminaire in one circuit

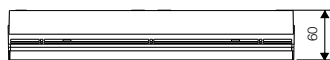
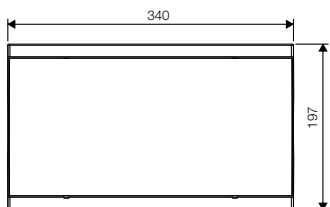
22011 LED SL CG-S with transparent cover



22011 LED CG-S with cover PR



Dimensions in mm



Viewing distance	32 m
Luminous flux Φ_N 22011 LED SL CG-S	320 lm
Luminous flux Φ_E/Φ_N at the end of rated operating time	100 %
Housing material	Polycarbonate
Housing colour	Light grey RAL 7035
Weight	0.79 kg
Type of mounting	Wall or ceiling mounting
Connection terminals	2 x 3 x 2.5 mm ²
Connection voltage	220 - 240 V, 50/60 Hz 176 - 275 V DC
Power consumption mains operation (apparent power / effective power)	7.6 VA / 4.4 W
Permissible temperature range	- 20 °C to + 40 °C
Current consumption - battery operation (220 V)	19 mA
Light source	3 x 1 W LED

Ordering details

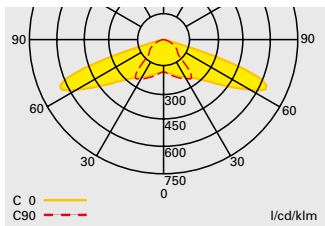
Type	Scope of supply	Order No.
Style 22011 LED SL CG-S	Luminaire housing IP41, including LED-supply with CG-S technology and LED-circuit board 3 x 1 W, for escape route lighting, without cover, without quick mounting set	40071350160
Style 22011 LED CG-S	Luminaire housing IP41, including LED-supply with CG-S technology and LED-circuit board 3 x 1 W, for exit signage, without cover, without quick mounting set	40071350161
Cover PL acc. to ISO 7010	Cover with silkscreened pictogram	40071354130
Cover PR acc. to ISO 7010	Cover with silkscreened pictogram	40071354131
Cover PU acc. to ISO 7010	Cover with silkscreened pictogram	40071354132
Cover SL	Transparent cover	40071345985
Quick-mounting set	With terminals and optional distance plates	40071345980
IP54 set*	Incl. quick-mounting set and mounting accessories	40071345975

*) IP54 for electronic and lamp. For increased tightness requirements indoors or in canopied outdoor areas.

**) In combination with IP54 set: limited surface temperature acc. to DIN EN 60598-2-24

Planning help for 22011 LED SL CG-S with transparent cover for E = 1.0 lx (0.5 lx)

Measuring level 0.02 m, maintenance factor MF = 80 %, battery operation, distances in m



Light distribution curve 22011 LED CG-S
with transparent cover

1