

CrystalWay 19022 CG-S

- Exclusive escape sign panel luminaire with LED technology
- Concise design with highly transparent frame and replaceable inner screen-printed pictograms
- Includes set of pictograms (arrow right, left, down, up, blind) for the most common applications
- Only one order number for wall or ceiling mounting
- Expandable with extensive accessories, e.g. housing for ceiling recessing, wire suspension, pictograms for 90° wall mounting
- Unobtrusive, thin & slim electronic base (Height: only 22mm)
- Optimal recognition via high luminance of white contrast colour > 500 cd/m² according to DIN 4844-1 / ISO 3864-1 (for bright surroundings), and high uniformity L_{min}/L_{max} > 0.8
- Reduced battery costs due to of especially low power consumption
- Low operating costs due to of low effective power of 3.7W only.
- Minimum maintenance effort and increased safety via use of LEDs with high service life (50,000 hours)
- Shortened inspection effort due to CEWA GUARD Technology
- Automatic function monitoring of up to 20 luminaires per circuit
- Reduced installation expenditures by STAR Technology

Wall-surface mounting



Ceiling-surface mounting



Wire suspension kit



Recessed base



Viewing distance	30 m
Luminous flux Φ_E/Φ_{Nenn} at end of rated operating time	100 %
Housing material	Polycarbonat
Housing colour	RAL 9003
Weight	0.7 kg
Type of mounting	Wall and ceiling mounting
Connection terminals	2 x 3 x 2.5 mm ²
Connection voltage	220 - 240 V AC, 50/60 Hz 176 - 275 V DC
Power consumption mains operation (apparent power/effective power)	6.5 VA / 3.7 W
Current consumption- battery operation (220 V)	15 mA
Permissible ambient temperature	-20 °C to +40 °C
Light source	LED strip

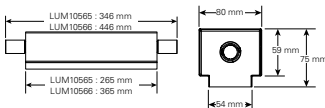
Ordering details

Type	Order-No.
CrystalWay 19022 CG-S	40071354593

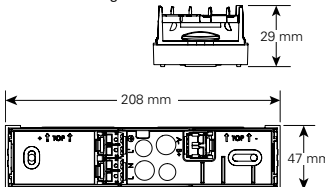
Ordering details - Accessories

Type	Order-No.
Wire suspension kit, 20 m + 30 m	LUM10560
Recessed base, for ceiling mounting, 30 m	LUM10562
Recessed base with cover, for ceiling mounting, 30 m	LUM10564
Concrete box (suitable for recessed base with cover), 30 m	LUM10566
Pictogram PU, ISO 7010, 30 m	LUM10587
Pictogram PL, ISO 7010, 30 m	LUM10588
Pictogram PR, ISO 7010, 30 m	LUM10589
Pictogram PA, ISO 7010, 30 m	LUM10591
Pictogram PU vertical, ISO 7010, 30 m	LUM10592
Pictogram PL vertical, ISO 7010, 30 m	LUM10593
Pictogram PR vertical, ISO 7010, 30 m	LUM10594

Concrete box

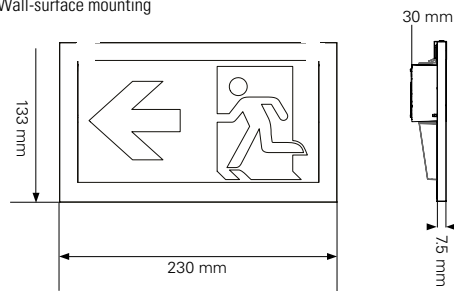


Add-on housing

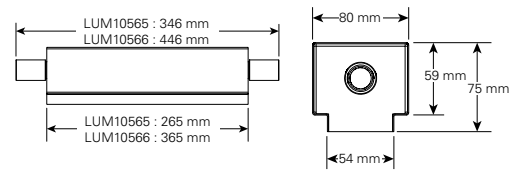


Dimensions in mm CrystalWay 19021 CG-S

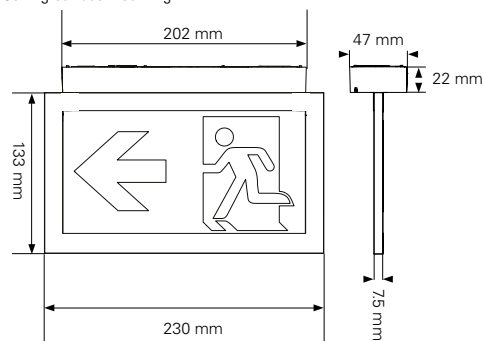
Wall-surface mounting



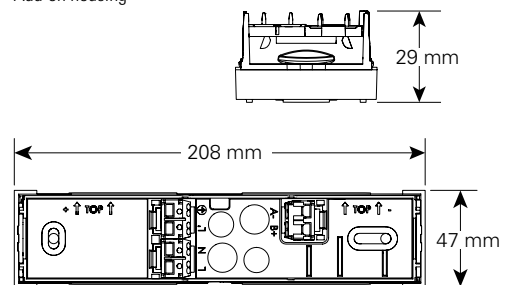
Concrete box



Ceiling-surface mounting

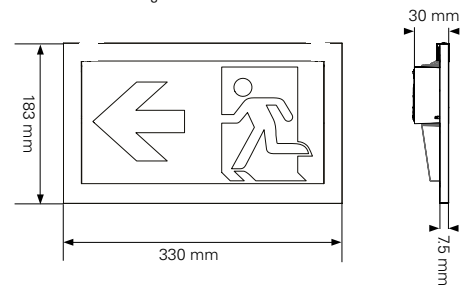


Add-on housing

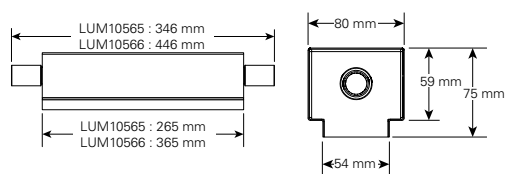


Dimensions in mm CrystalWay 19022 CG-S

Wall-surface mounting



Concrete box



Ceiling-surface mounting

