

CURVA SGHEMBA A 90° DESTRA VERSO L'ALTO 90° skew right rising bend

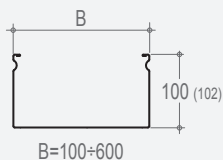
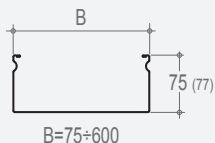
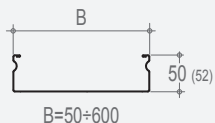
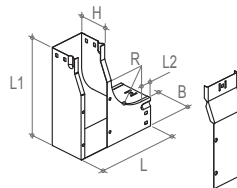
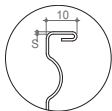
40

S

V

I

Z



S	V	I	Codice/ Code	S mm	Δ kg/pz
A3	□	40F1B050D	0,8	0,43	
A3	□	40F1B075D	0,8	0,69	
A3	□	40F1B100D	0,8	0,87	
A3	□	40F1B150D	0,8	1,29	
A3	□	40F1B200D	0,8	1,78	
A3	□	40F1B300D	0,8	2,96	
A3	□	40F1B400F	1,0	5,92	
A3	□	40F1B500F	1,0	7,96	
A3	□	40F1B600F	1,0	11,77	

A3	□	40F1C075D	0,8	0,79
A3	□	40F1C100D	0,8	0,98
A3	□	40F1C150D	0,8	1,43
A3	□	40F1C200D	0,8	2,00
A3	□	40F1C300D	0,8	3,19
A3	□	40F1C400F	1,0	6,28
A3	□	40F1C500F	1,0	9,03
A3	□	40F1C600F	1,0	12,27

A3	□	40F1D100D	0,8	1,09
A3	□	40F1D150D	0,8	1,56
A3	□	40F1D200D	0,8	2,11
A3	□	40F1D300D	0,8	3,39
A3	□	40F1D400F	1,0	6,59
A3	□	40F1D500F	1,0	9,42
A3	□	40F1D600F	1,0	12,71

B mm	H mm	L mm	L1 mm	L2 mm	R mm
050	52	180	205	30	100
075	52	205	240	30	100
100	52	230	240	30	100
150	52	280	240	30	100
200	52	330	240	30	100
300	52	430	240	30	100
400	52	530	290	30	100
500	52	630	340	30	100
600	52	730	390	30	100

075	77	205	265	30	100
100	77	230	265	30	100
150	77	280	265	30	100
200	77	330	265	30	100
300	77	430	265	30	100
400	77	530	315	30	100
500	77	630	365	30	100
600	77	730	415	30	100

100	102	230	290	30	100
150	102	280	290	30	100
200	102	330	290	30	100
300	102	430	290	30	100
400	102	530	340	30	100
500	102	630	390	30	100
600	102	730	440	30	100

Δ kg/pz	S mm	Z	Codice/ Code
0,53	0,9	A3 Z	40F1B050E
0,84	0,9	A3 Z	40F1B075E
1,08	0,9	A3 Z	40F1B100E
1,60	0,9	A3 Z	40F1B150E
2,20	0,9	A3 Z	40F1B200E
3,66	0,9	A3 Z	40F1B300E
6,45	1,0	A3 Z	40F1B400F
8,68	1,0	A3 Z	40F1B500F
12,83	1,0	A3 Z	40F1B600F

0,98	0,9	A3 Z	40F1C075E
1,21	0,9	A3 Z	40F1C100E
1,77	0,9	A3 Z	40F1C150E
2,48	0,9	A3 Z	40F1C200E
3,95	0,9	A3 Z	40F1C300E
6,85	1,0	A3 Z	40F1C400F
9,83	1,0	A3 Z	40F1C500F
13,37	1,0	A3 Z	40F1C600F

1,35	0,9	A3 Z	40F1D100E
1,93	0,9	A3 Z	40F1D150E
2,61	0,9	A3 Z	40F1D200E
4,20	0,9	A3 Z	40F1D300E
7,18	1,0	A3 Z	40F1D400F
10,27	1,0	A3 Z	40F1D500F
13,85	1,0	A3 Z	40F1D600F

□ Scegli il materiale/ Choose the material